EDKH 195

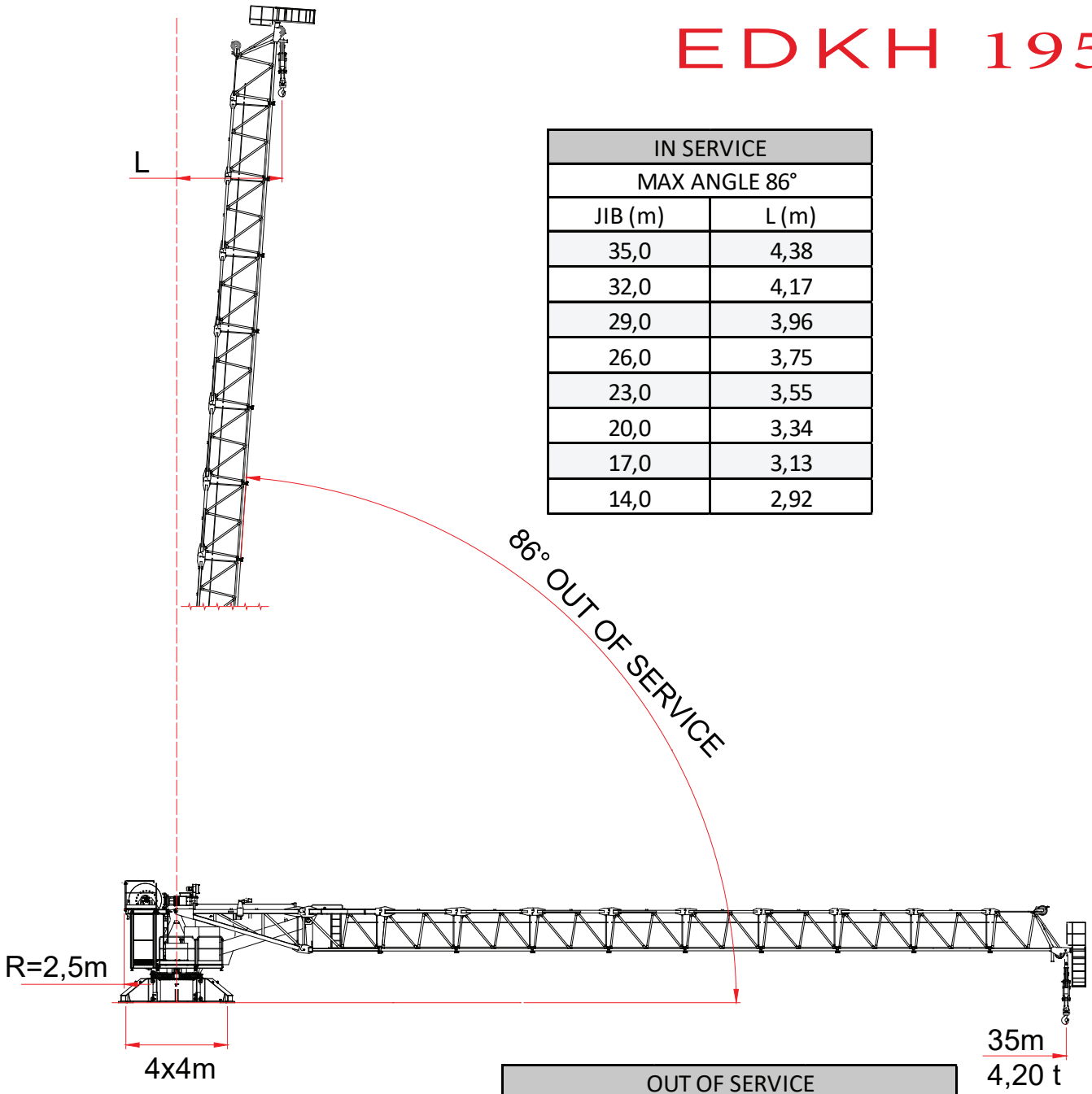

IN SERVICE	
MAX ANGLE 86°	
JIB (m)	L (m)
35,0	4,38
32,0	4,17
29,0	3,96
26,0	3,75
23,0	3,55
20,0	3,34
17,0	3,13
14,0	2,92

OUT OF SERVICE		
JIB (m)	ANGLE (°)	L (m)
35,0	86,0	4,38
32,0	86,0	4,17
29,0	86,0	3,96
26,0	86,0	3,75
23,0	86,0	3,55
20,0	86,0	3,34
17,0	86,0	3,13
14,0	86,0	2,92

200 km/h

Power Control

Remote Assistance

L.P.S. Micro speeds system

O.S.F. Over speed frequency

EN14439
FEM1.001-A4

35,3 m

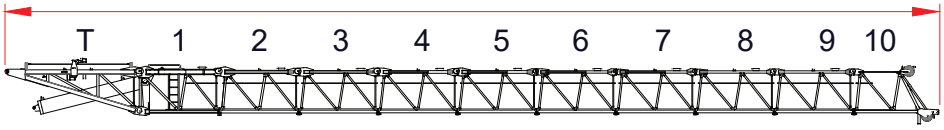

			JIB (m)	**10**	**12**	**14**	**17**	**20**	**23**	**26**	**29**	**32**	**35**
12,5 t	➡	(m) 20,1	(t)	12,50	12,50	12,50	12,50	12,50	10,38	8,30	6,69	5,41	4,20
			JIB (m)	**10**	**12**	**14**	**17**	**20**	**23**	**26**	**29**	**32**	**35**
25 t	➡	(m) 12,6	(t)	25,00	25,00	20,95	15,90	11,99	9,39	7,31	5,70	4,41	3,20

32,3 m

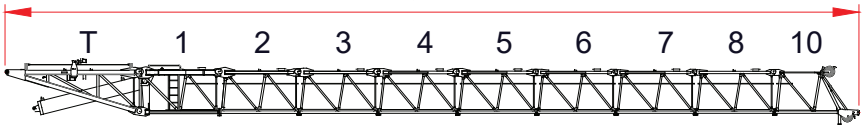

			JIB (m)	**10**	**12**	**14**	**17**	**20**	**23**	**26**	**29**	**32**
12,5 t	➡	(m) 20,3	(t)	12,50	12,50	12,50	12,50	12,50	10,25	8,31	6,64	5,20
			JIB (m)	**10**	**12**	**14**	**17**	**20**	**23**	**26**	**29**	**32**
25 t	➡	(m) 12,7	(t)	25,00	25,00	21,13	15,74	11,81	9,26	7,31	5,64	4,20

29,3 m

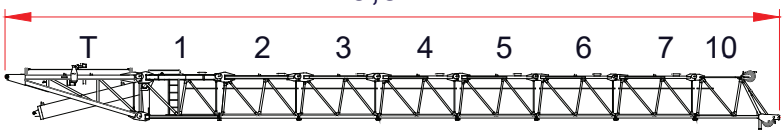

			JIB (m)	**10**	**12**	**14**	**17**	**20**	**23**	**26**	**29**
12,5 t	➡	(m) 20,4	(t)	12,50	12,50	12,50	12,50	12,50	10,42	8,37	6,50
			JIB (m)	**10**	**12**	**14**	**17**	**20**	**23**	**26**	**29**
25 t	➡	(m) 12,6	(t)	25,00	25,00	21,79	16,04	12,06	9,30	7,26	5,40

26,3 m

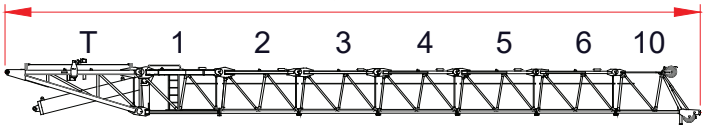

			JIB (m)	**10**	**12**	**14**	**17**	**20**	**23**	**26**
12,5 t	➡	(m) 20,6	(t)	12,50	12,50	12,50	12,50	12,50	10,30	7,90
			JIB (m)	**10**	**12**	**14**	**17**	**20**	**23**	**26**
25 t	➡	(m) 12,7	(t)	25,00	25,00	21,15	15,77	12,13	9,30	6,90

23,3 m

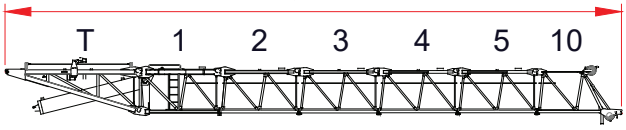

			JIB (m)	**10**	**12**	**14**	**17**	**20**	**23**
12,5 t	➡	(m)	20,3	(t)	12,50	12,50	12,50	12,50	12,50	9,70
			JIB (m)	**10**	**12**	**14**	**17**	**20**	**23**
25 t	➡	(m)	12,5	(t)	25,00	25,00	21,17	15,61	11,70	8,60

20,3 m

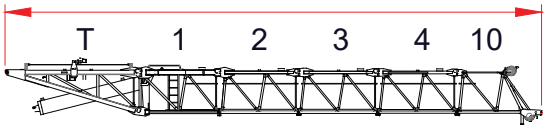

			JIB (m)	**10**	**12**	**14**	**17**	**20**
12,5 t	➡	(m)	19,8	(t)	12,50	12,50	12,50	12,50	11,90
			JIB (m)	**10**	**12**	**14**	**17**	**20**
25 t	➡	(m)	12,5	(t)	25,00	25,00	20,88	15,12	10,80

17,3 m

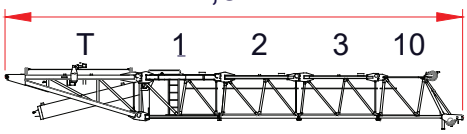

			JIB (m)	**10**	**12**	**14**	**17**
12,5 t	➡	(m)	17,0	(t)	12,50	12,50	12,50	12,50
			JIB (m)	**10**	**12**	**14**	**17**
25 t	➡	(m)	12,1	(t)	25,00	25,00	20,17	13,70

14,3 m

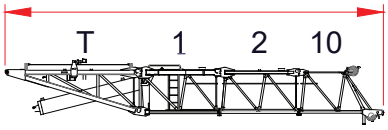

			JIB (m)	**10**	**12**	**14**
12,5 t	➡	(m)	14,0	(t)	12,50	12,50	12,50
			JIB (m)	**10**	**12**	**14**
25 t	➡	(m)	11,9	(t)	25,00	24,64	17,80

		Speed - Velocità	Power - Potenza
Rotazione Slewing		0 → 0,65 r.p.m.	5,5 kW
Luffing Impennamento	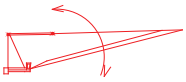	2,5 m/min	30 kW
Rail Traslazione		ON REQUEST	

Type Tipo 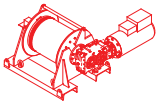	Power - Potenza		Rope - Fune
	hp - CV	kW	m
HW25421030	57	42	1030
Layer - Strati	N. 6		
Stepless - Reg. Continua			
kg	m/min		
12500	0 → 21		
1560	0 → 58		
Stepless - Reg. Continua			
25000	0 → 10		
4498	0 → 29		
Maximum height - Massima altezza -	511 m	255 m	
Total installed power Forza motrice totale	42 kW (57 hp) 97 kVA - 400/480 V - 50/60 Hz ± 5% ± 2%		

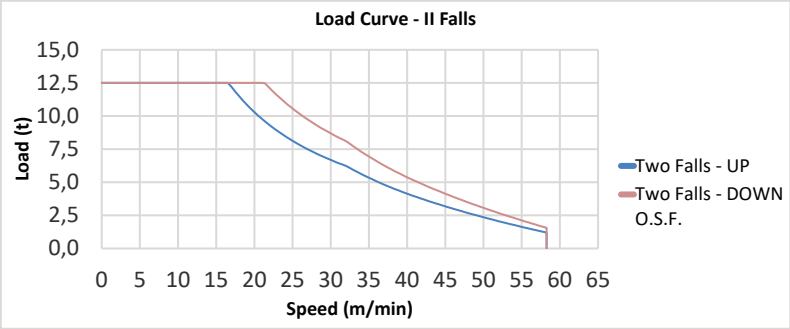

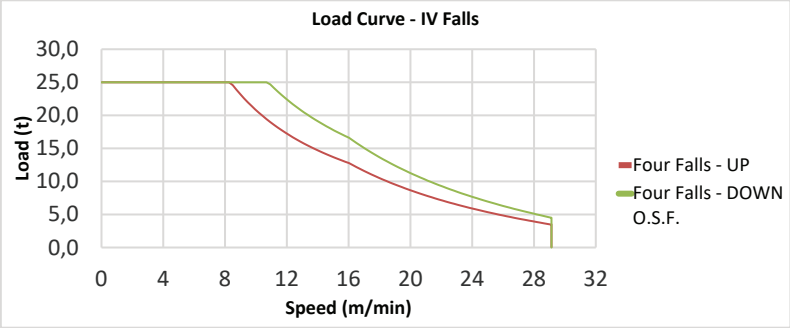

Q.ty Q.tà	Description Descizione	Sketch Figura	Length Lunghezza [L]	Width Larghezza [W]	Height Altezza [H]	Single Weight Peso Unitario
Jib/Braccio			**[m]**	**[m]**	**[m]**	**[t]**
1	Jib section Elemento Braccio T	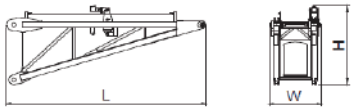	5,31	1,39	2,14	3,20
1	Jib section Elemento Braccio 1	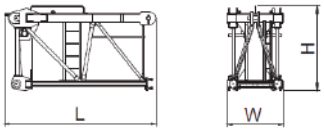	3,45	1,27	1,92	2,31
1	Jib section Elemento Braccio 2	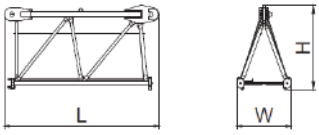	3,33	1,16	1,83	0,79
1	Jib section Elemento Braccio 3	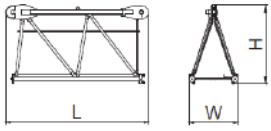	3,33	1,14	1,78	0,71
1	Jib section Elemento Braccio 4	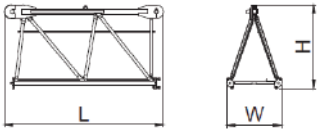	3,32	1,14	1,76	0,60
1	Jib section Elemento Braccio 5	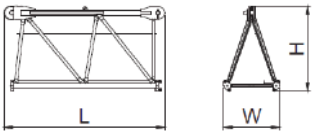	3,30	1,14	1,76	0,52
1	Jib section Elemento Braccio 6	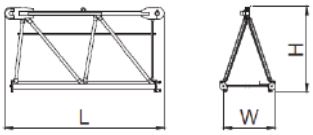	3,28	1,14	1,74	0,44
1	Jib section Elemento Braccio 7	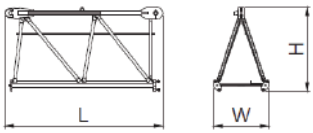	3,26	1,14	1,74	0,41
1	Jib section Elemento Braccio 8	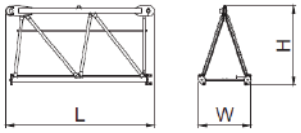	3,25	1,14	1,73	0,35
1	Jib section Elemento Braccio 9	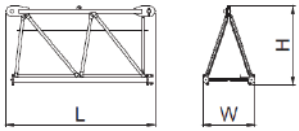	3,27	1,14	1,73	0,33

Q.ty Q.tà	Description Descizione	Sketch Figura	Length Lunghezza [L]	Width Larghezza [W]	Height Altezza [H]	Single Weight Peso Unitario
Jib/Braccio			**[m]**	**[m]**	**[m]**	**[t]**
1	Jib section Elemento Braccio 10	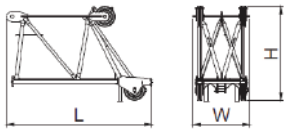	3,34	1,31	2,20	0,79
1	Tip handrail Corrimano punta	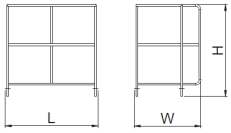	1,04	0,74	1,90	0,08
1	Hookblock Bozzello	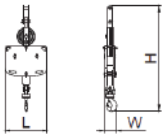	1,10	0,35	2,79	0,89
1	Luffing cylinder Cilindro brandeggio	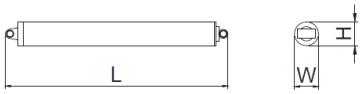	4,47	0,51	0,51	3,50
A-frame / Cuspide			**[m]**	**[m]**	**[m]**	**[t]**
1	A-frame triangle Triangolo cuspide	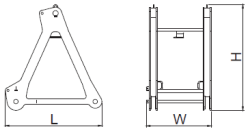	1,80	1,21	1,99	0,94
2	Tie Rods Tiranti	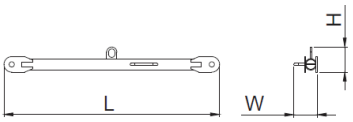	1,67	0,18	0,20	0,03
1	Hoisting winch Argano sollevamento	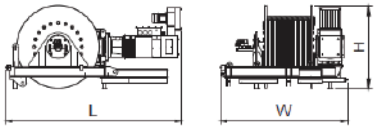	2,93	2,13	1,40	3,85

Q.ty Q.tà	Description Descizione	Sketch Figura	Length Lunghezza [L]	Width Larghezza [W]	Height Altezza [H]	Single Weight Peso Unitario
Slewing group / Gruppo girevole			**[m]**	**[m]**	**[m]**	**[t]**
1	Slewing Girevole	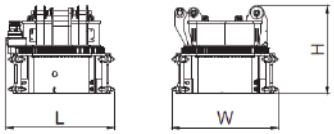	2,42	2,30	2,06	6,74
1	Electrical panel platform Ballatoio Quadro elettrico	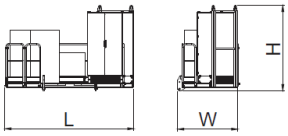	3,65	1,74	2,38	2,46
1	Cabin platform Ballatoio cabina	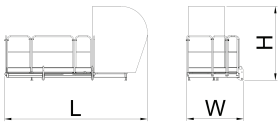	4,32	1,71	2,23	0,62
1	Small platform Ballatoio posteriore	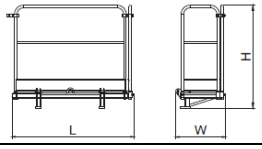	1,62	1,33	0,64	0,09
4	Base foot Piede di base	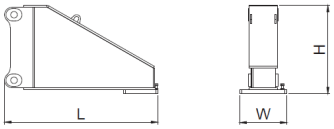	1,62	0,50	0,95	0,59
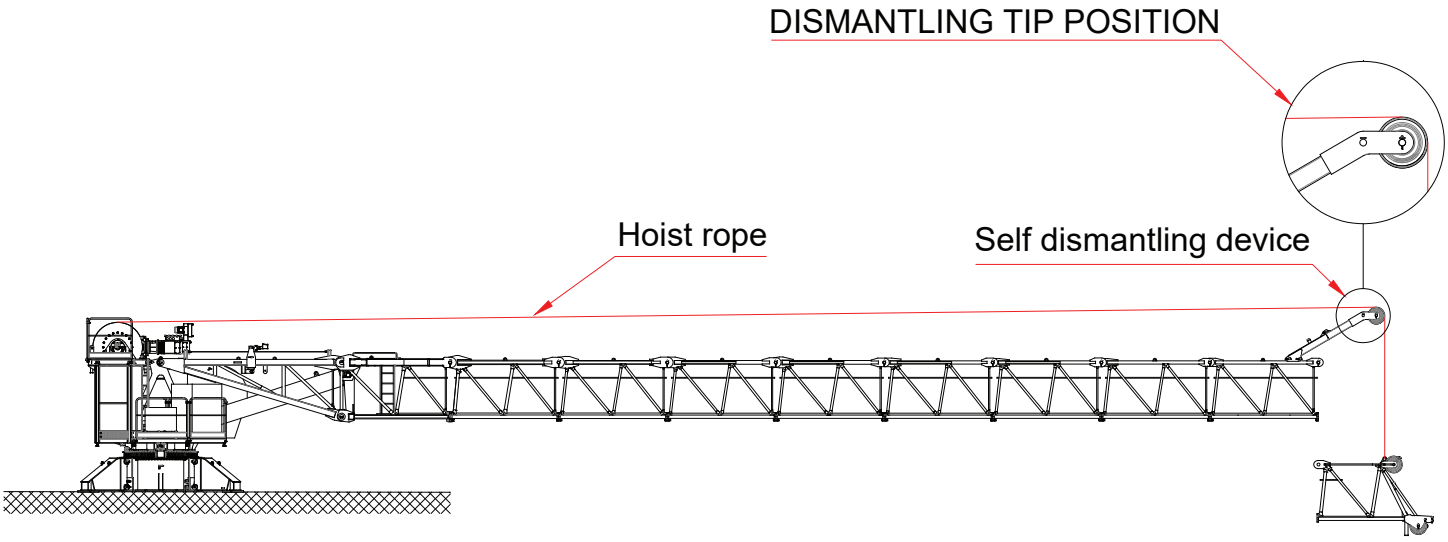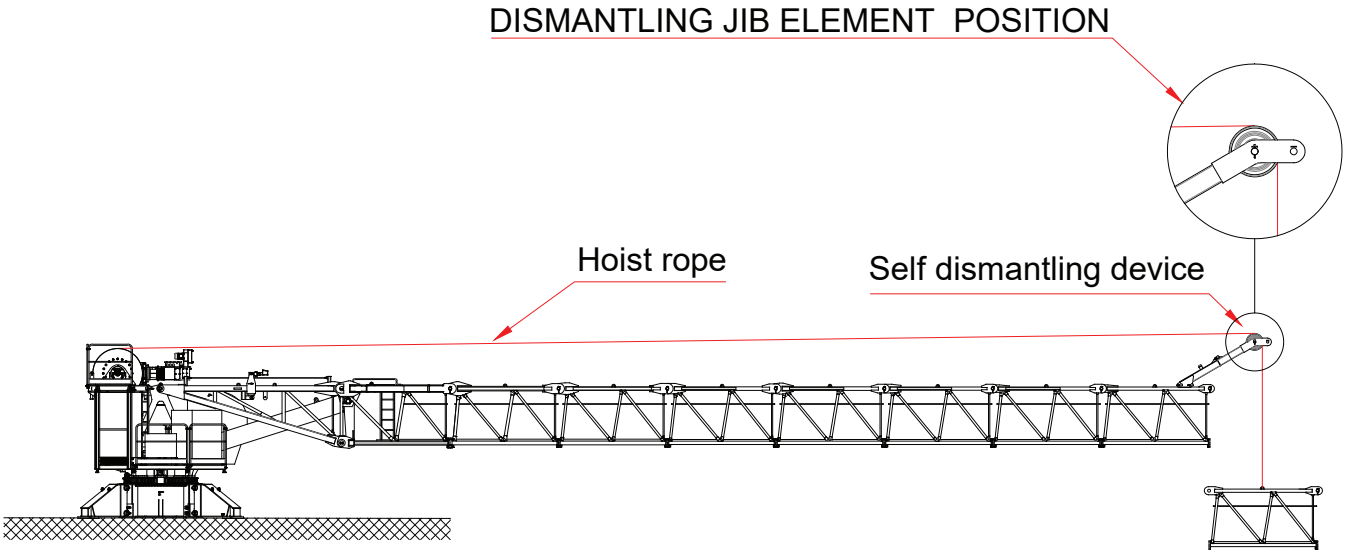
SDJ - SELF DISMANTLING JIB