EDKH 225

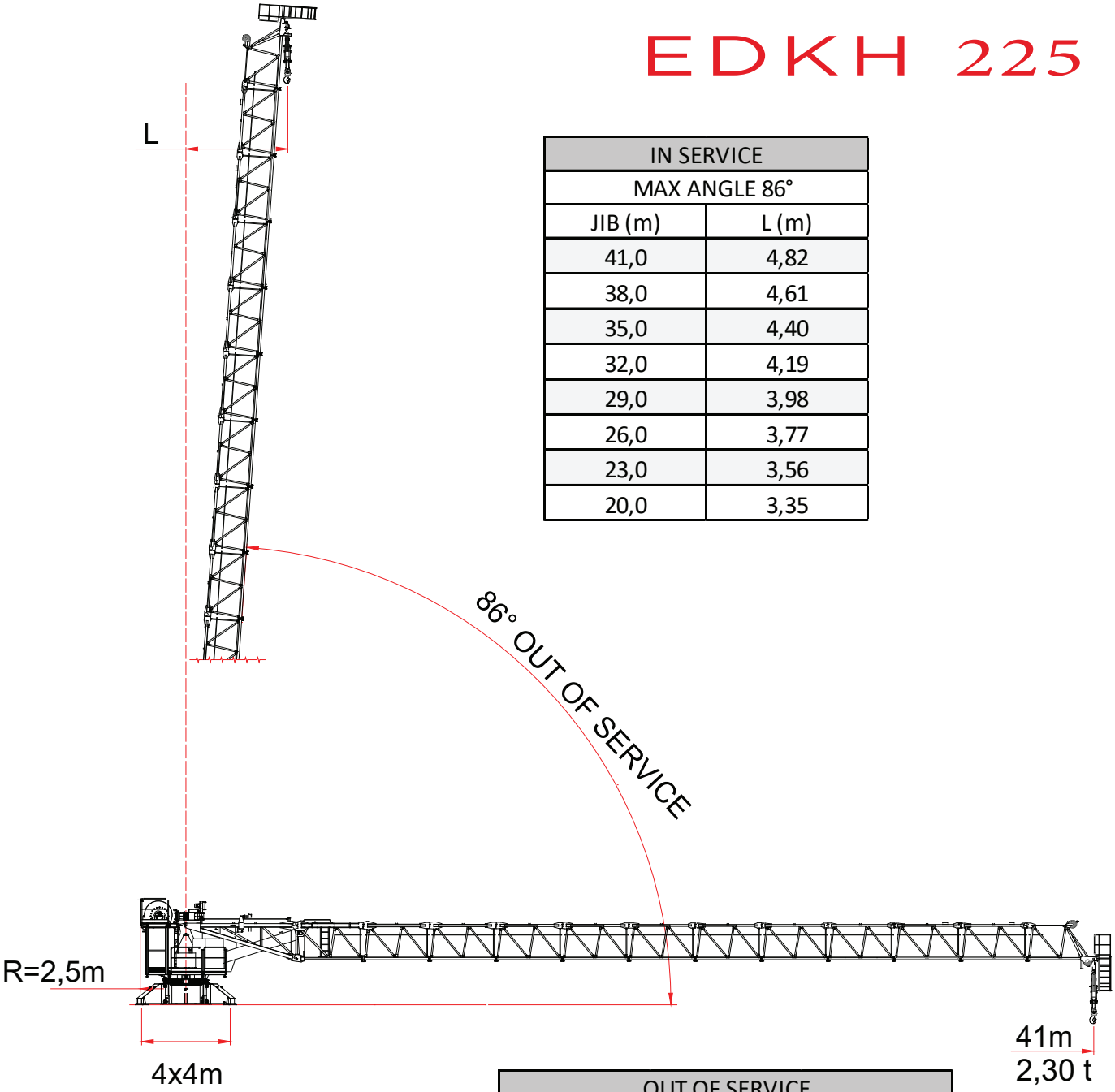

IN SERVICE	
MAX ANGLE 86°	
JIB (m)	L (m)
41,0	4,82
38,0	4,61
35,0	4,40
32,0	4,19
29,0	3,98
26,0	3,77
23,0	3,56
20,0	3,35

OUT OF SERVICE		
JIB (m)	ANGLE (°)	L (m)
41,0	86,0	4,82
38,0	86,0	4,61
35,0	86,0	4,40
32,0	86,0	4,19
29,0	86,0	3,98
26,0	86,0	3,77
23,0	86,0	3,56
20,0	86,0	3,35

200 km/h

Power Control

Remote Assistance

L.P.S. Micro speeds system

O.S.F. Over speed frequency

EN14439
FEM1.001-A4

41,3 m

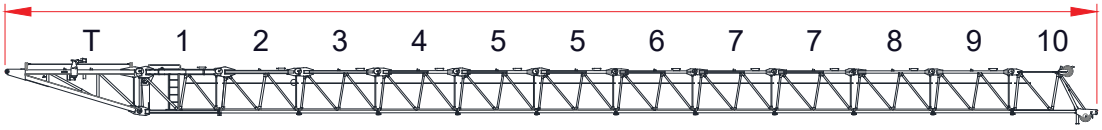

			JIB (m)	**10**	**12**	**14**	**17**	**20**	**23**	**26**	**29**	**32**	**35**	**38**	**41**
15 t	➡	(m) 19,0	(t)	15,00	15,00	15,00	15,00	13,83	10,80	8,64	6,77	5,42	4,28	3,21	2,30
			JIB (m)	**10**	**12**	**14**	**17**	**20**	**23**	**26**	**29**	**32**	**35**	**38**	**41**
30 t	➡	(m) 11,8	(t)	30,00	28,66	22,63	17,19	12,70	9,67	7,51	5,63	4,27	3,13	2,06	1,15

38,3 m

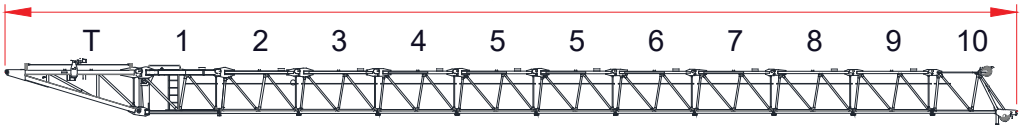

			JIB (m)	**10**	**12**	**14**	**17**	**20**	**23**	**26**	**29**	**32**	**35**	**38**
15 t	➡	(m) 18,9	(t)	15,00	15,00	15,00	15,00	13,99	10,75	8,52	6,93	5,44	4,34	3,20
			JIB (m)	**10**	**12**	**14**	**17**	**20**	**23**	**26**	**29**	**32**	**35**	**38**
30 t	➡	(m) 11,7	(t)	30,00	28,96	23,28	17,01	12,96	9,70	7,46	5,85	4,36	3,25	2,10

35,3 m

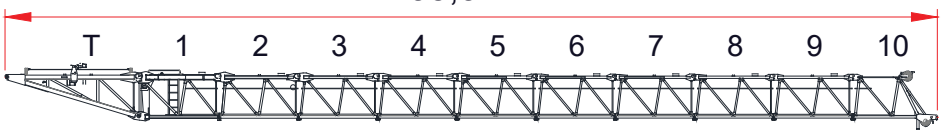

			JIB (m)	**10**	**12**	**14**	**17**	**20**	**23**	**26**	**29**	**32**	**35**
15 t	➡	(m) 19,1	(t)	15,00	15,00	15,00	15,00	13,90	11,05	8,78	7,03	5,62	4,30
			JIB (m)	**10**	**12**	**14**	**17**	**20**	**23**	**26**	**29**	**32**	**35**
30 t	➡	(m) 11,5	(t)	30,00	29,56	22,70	17,15	12,86	10,00	7,71	5,95	4,53	3,20

32,3 m

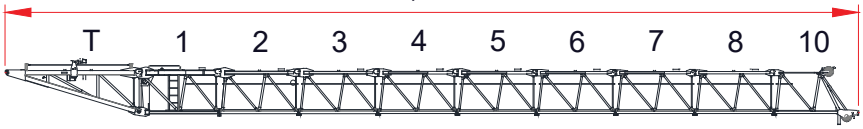

			JIB (m)	**10**	**12**	**14**	**17**	**20**	**23**	**26**	**29**	**32**
15 t	➡	(m) 19,0	(t)	15,00	15,00	15,00	15,00	13,62	10,86	8,76	6,95	5,40
			JIB (m)	**10**	**12**	**14**	**17**	**20**	**23**	**26**	**29**	**32**
30 t	➡	(m) 11,7	(t)	30,00	28,72	22,68	16,83	12,57	9,80	7,68	5,86	4,30

29,3 m

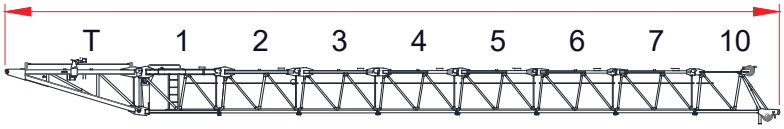

			JIB (m)	**10**	**12**	**14**	**17**	**20**	**23**	**26**	**29**
15 t	➡	(m)	19,3	(t)	15,00	15,00	15,00	15,00	14,16	11,15	8,92	6,90
			JIB (m)	**10**	**12**	**14**	**17**	**20**	**23**	**26**	**29**
30 t	➡	(m)	11,7	(t)	30,00	29,04	23,51	17,26	12,94	9,94	7,72	5,70

26,3 m

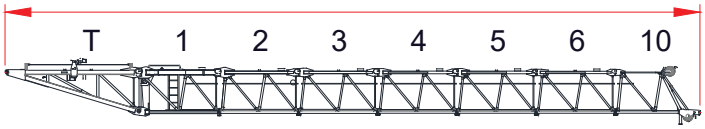

			JIB (m)	**10**	**12**	**14**	**17**	**20**	**23**	**26**
15 t	➡	(m)	19,4	(t)	15,00	15,00	15,00	15,00	14,33	11,23	8,60
			JIB (m)	**10**	**12**	**14**	**17**	**20**	**23**	**26**
30 t	➡	(m)	11,9	(t)	30,00	28,77	22,97	17,09	13,12	10,03	7,40

23,3 m

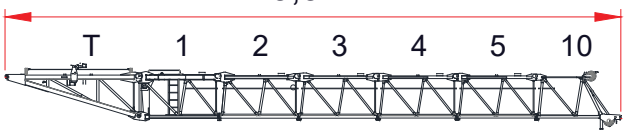

			JIB (m)	**10**	**12**	**14**	**17**	**20**	**23**
15 t	➡	(m)	19,3	(t)	15,00	15,00	15,00	15,00	14,01	10,60
			JIB (m)	**10**	**12**	**14**	**17**	**20**	**23**
30 t	➡	(m)	11,8	(t)	30,00	29,28	23,22	17,11	12,81	9,40

20,3 m

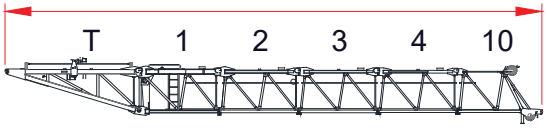

			JIB (m)	**10**	**12**	**14**	**17**	**20**
15 t	➡	(m)	18,9	(t)	15,00	15,00	15,00	15,00	13,10
			JIB (m)	**10**	**12**	**14**	**17**	**20**
30 t	➡	(m)	11,6	(t)	30,00	28,83	23,17	16,78	12,00

		Speed - Velocità	Power - Potenza
Rotazione Slewing		0 → 0,65 r.p.m.	5,5 kW
Luffing Impennamento	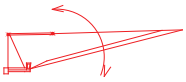	2,5 m/min	37 kW
Rail Traslazione		ON REQUEST	

Type Tipo 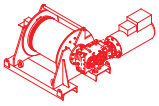	Power - Potenza		Rope - Fune
	hp - CV	kW	m
HW30551040	75	55	1040
Layer - Strati	N. 8		
Stepless - Reg. Continua			
kg	m/min		
15000	0 → 23		
2054	0 → 62		
Stepless - Reg. Continua			
30000	0 → 12		
5603	0 → 31		
Maximum height - Massima altezza -	517 m	258 m	
Total installed power Forza motrice totale	55 kW (75 hp) 120 kVA - 400/480 V - 50/60 Hz ± 5% ± 2%		

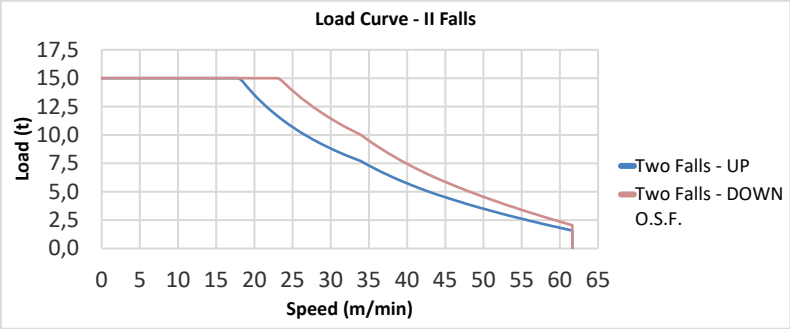

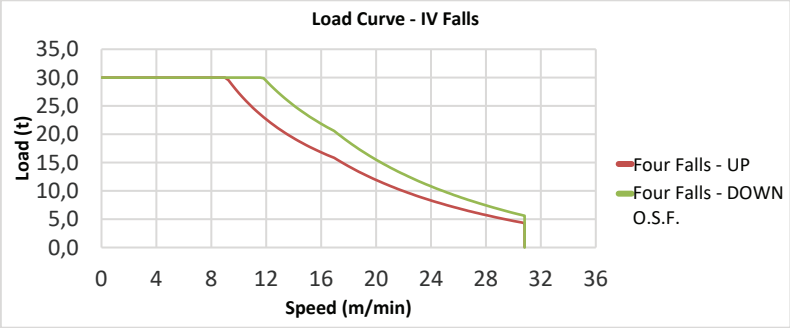

Q.ty Q.tà	Description Descizione	Sketch Figura	Length Lunghezza [L]	Width Larghezza [W]	Height Altezza [H]	Single Weight Peso Unitario
Jib/Braccio			**[m]**	**[m]**	**[m]**	**[t]**
1	Jib section Elemento Braccio T	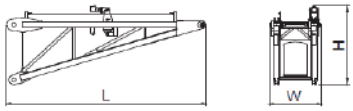	5,31	1,39	2,14	3,60
1	Jib section Elemento Braccio 1	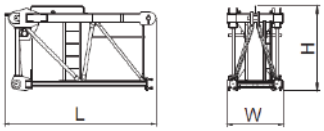	3,45	1,27	1,92	2,31
1	Jib section Elemento Braccio 2	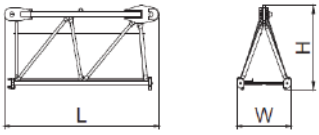	3,33	1,16	1,83	0,79
1	Jib section Elemento Braccio 3	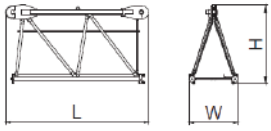	3,33	1,14	1,78	0,71
1	Jib section Elemento Braccio 4	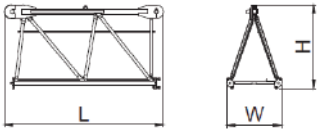	3,32	1,14	1,76	0,60
2	Jib section Elemento Braccio 5	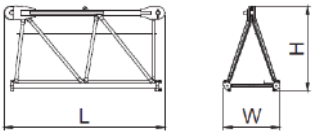	3,30	1,14	1,76	0,52
1	Jib section Elemento Braccio 6	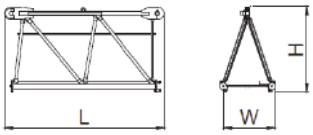	3,28	1,14	1,74	0,44
2	Jib section Elemento Braccio 7	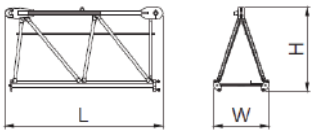	3,26	1,14	1,74	0,41
1	Jib section Elemento Braccio 8	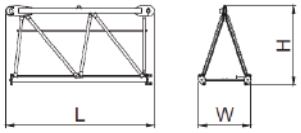	3,25	1,14	1,73	0,35
1	Jib section Elemento Braccio 9	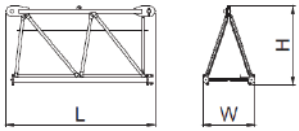	3,27	1,14	1,73	0,33

Q.ty Q.tà	Description Descizione	Sketch Figura	Length Lunghezza [L]	Width Larghezza [W]	Height Altezza [H]	Single Weight Peso Unitario
Jib/Braccio			**[m]**	**[m]**	**[m]**	**[t]**
1	Jib section Elemento Braccio 10	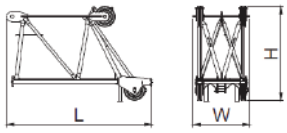	3,34	1,31	2,20	0,79
1	Tip handrail Corrimano punta	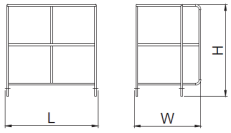	1,04	0,74	1,90	0,08
1	Hookblock Bozzello	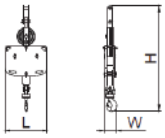	1,10	0,35	2,79	0,89
1	Luffing cylinder Cilindro brandeggio	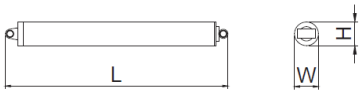	4,47	0,48	0,48	4,00
A-frame / Cuspide			**[m]**	**[m]**	**[m]**	**[t]**
1	A-frame triangle Triangolo cuspide	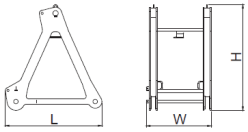	1,80	1,21	1,99	1,05
2	Tie Rods Tiranti	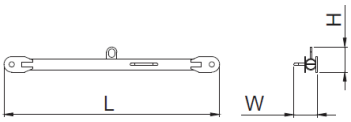	1,67	0,18	0,20	0,03
1	Hoisting winch Argano sollevamento	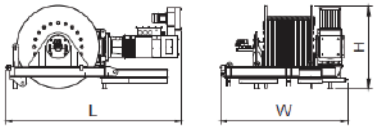	2,93	2,13	1,40	4,50

Q.ty Q.tà	Description Descizione	Sketch Figura	Length Lunghezza [L]	Width Larghezza [W]	Height Altezza [H]	Single Weight Peso Unitario
Slewing group / Gruppo girevole			**[m]**	**[m]**	**[m]**	**[t]**
1	Slewing Girevole	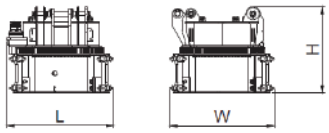	2,42	2,30	2,06	6,74
1	Electrical panel platform Ballatoio Quadro elettrico	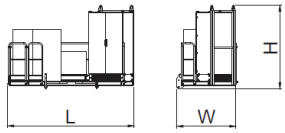	3,65	1,74	2,38	2,46
1	Cabin platform Ballatoio cabina	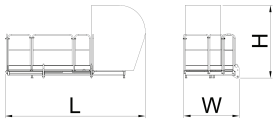	4,32	1,71	2,23	0,62
1	Small platform Ballatoio posteriore	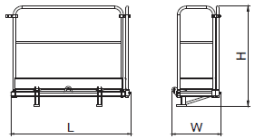	1,62	1,33	0,64	0,09
4	Base foot Piede di base	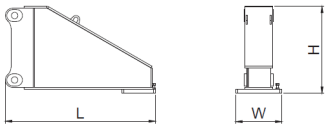	1,62	0,50	0,95	0,59
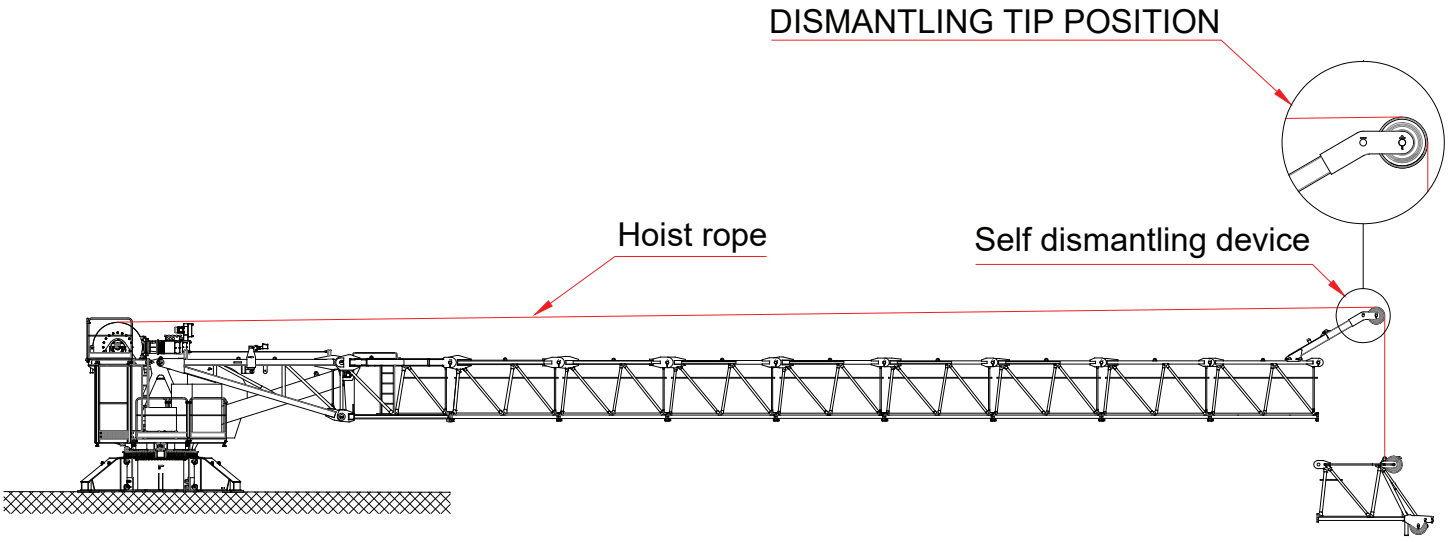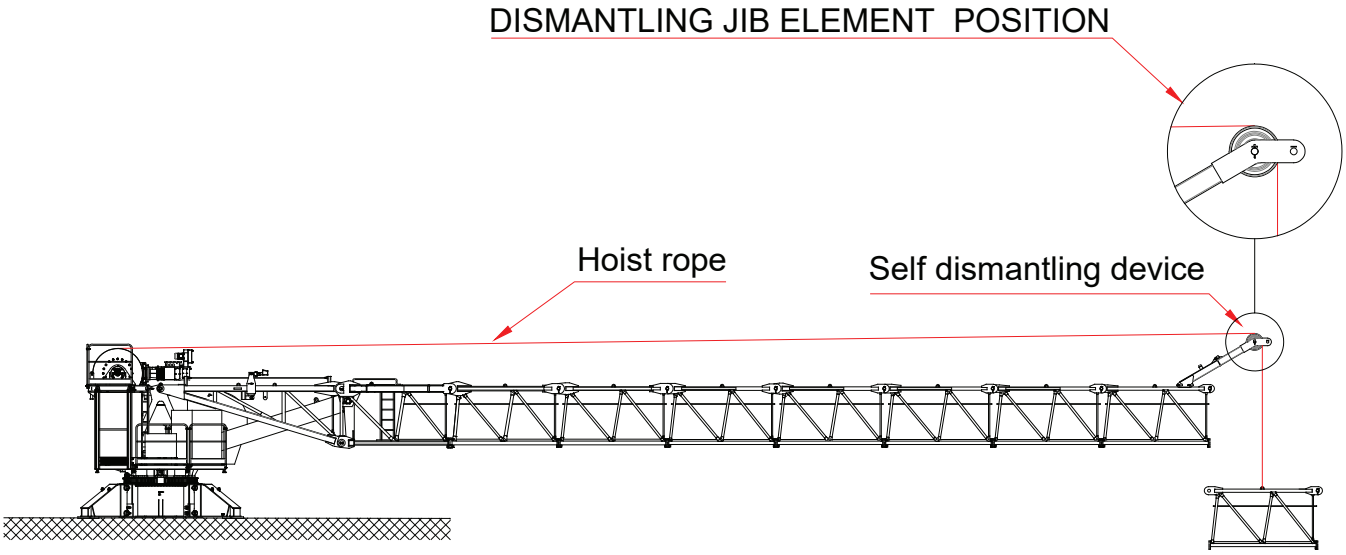
SDJ - SELF DISMANTLING JIB